

GUJARAT APOLLO INDUSTRIES LIMITED

"Parishram", Cellar, 5-B, Rashmi Society, Near Mithakhali Circle, Navrangpura, Ahmedabad - 380 009. Gujarat, India. Tel. +91-79-2644 4597/98, 2656 4705

6th July, 2013

To,

Corporate Relations Department
Bombay Stock Exchange Limited,
25th Floor, P.J. Towers,
Dalal Street,
Mumbai – 400001.

Dear Sir/Madam,

Sub: Submission of Shareholding Pattern for Quarter Ended 30th June, 2013

With reference to the captioned subject, please find attached herewith the Shareholding Pattern for the quarter ended 30th June, 2013, under Clause 35 of the Listing Agreement.


Kindly find the same in order and update your records accordingly.

Thanking You.

Yours Faithfully,

For **GUJARAT APOLLO INDUSTRIES LIMITED**


CS Neha Chikani Shah
Company Secretary



GUJARAT APOLLO INDUSTRIES LIMITED

"Parishram". Cellar, 5-B, Rashmi Society, Near Mithakhali Circle, Navrangpura, Ahmedabad - 380 009. Gujarat, India. Tel. +91-79-2644 4597/98, 2656 4705

6th July, 2013

To,

The Secretary,
National Stock Exchange of India Limited
Exchange Plaza,
Bandra- Kurla Complex,
Bandra (East),
Mumbai- 400051.

Dear Sir/Madam,

Sub: Submission of Shareholding Pattern for Quarter Ended 30th June, 2013

With reference to the captioned subject, please find attached herewith the Shareholding Pattern for the quarter ended 30th June, 2013, under Clause 35 of the Listing Agreement.

Kindly find the same in order and update your records accordingly.

Thanking You.

Yours Faithfully,

For **GUJARAT APOLLO INDUSTRIES LIMITED**


CS Neha Chikani Shah
Company Secretary



Introductory sub-table (I)(a)			
Name of the Company: GUJARAT APOLLO INDUSTRIES LIMITED			
Scrip Code, Name of the scrip, class of security: BSE : 522217 NSE : GUJAPOLLO; Name of the scrip : -----; class of security : EQUITY			
Quarter ended: 30th June, 2013			
Partly paid-up shares:-	No. of partly paid-up shares	As a % of total no. of partly paid-up shares	As a % of total no. of shares of the company
Held by promoter/promoter group	0	0	0
Held by public	0	0	0
Total - D	0	0	0
Outstanding convertible securities:-	No. of outstanding securities	As a % of total no. of outstanding convertible securities	As a % of total no. of shares of the company, assuming full conversion of the convertible securities
Held by promoter/promoter group	0	0	0
Held by public	0	0	0
Total - E	0	0	0
Warrants:-	No. of warrants	As a % of total no. of warrants	As a % of total no. of shares of the company, assuming full conversion of warrants
Held by promoter/promoter group	0	0	0
Held by public	0	0	0
Total - F	0	0	0

FOR GUJARAT APOLLO INDUSTRIES LIMITED


 COMPANY SECRETARY

Total paid-up capital of the company, assuming full conversion of warrants and convertible securities (Grand Total (A+B+C)+ D+E+F)	16575000	0	0
--	-----------------	----------	----------

ALPHATECH HOLDINGS LIMITED



 17/01/07

Category code	Category of Shareholder	Number of Shareholders	Table (I)(a)					
			Total number of shares	Number of shares held in dematerialized form	Total shareholding as a percentage of total number of shares		Shares encumbered	
					As a percentage of (A+B) ¹	As a percentage of (A+B+C)	Number of shares	As a percentage (IX) = (VIII)/(IV)*100
(I)	(II)	(III)	(IV)	(V)	(VI)	(VII)	(VIII)	(IX)
(A)	Shareholding of Promoter and Promoter Group ²							
1	Indian							
(a)	Individuals/ Hindu Undivided Family	38	6698396	6698396	40.41	40.41		0.00
(b)	Central Government/ State Government(s)				0.00	0.00	0	#DIV/0!
(c)	Bodies Corporate	1	921401	921401	5.56	5.56		0.00
(d)	Financial Institutions/ Banks				0.00	0.00		#DIV/0!
(e)	Any Others(Specify)				0.00	0.00		#DIV/0!
(e-i)					0.00	0.00		#DIV/0!
(e-ii)					0.00	0.00		#DIV/0!
	Sub Total(A)(1)	39	7619797	7619797	45.97	45.97	0	0.00
2	Foreign							
a	Individuals (Non-Residents Individuals/ Foreign Individuals)	5	758742	758742	4.58	4.58		0.00
b	Bodies Corporate				0.00	0.00		#DIV/0!
c	Institutions				0.00	0.00		#DIV/0!
d	Any Others(Specify)				0.00	0.00		#DIV/0!
d-i					0.00	0.00		#DIV/0!
d-ii					0.00	0.00		#DIV/0!
	Sub Total(A)(2)	5	758742	758742	4.58	4.58	0	0.00
	Total Shareholding of Promoter and Promoter	44	8378539	8378539	50.55	50.55	0	0.00
(B)	Public shareholding							
1	Institutions							
(a)	Mutual Funds/ UTI	3	1104375	1104375	6.66	6.66		
(b)	Financial Institutions / Banks	2	8726	8726	0.05	0.05		
(c)	Central Government/ State Government(s)				0.00	0.00		
(d)	Venture Capital Funds				0.00	0.00		
(e)	Insurance Companies				0.00	0.00		
(f)	Foreign Institutional Investors	1	159082	159082	0.96	0.96		
(g)	Foreign Venture Capital Investors				0.00	0.00		
(h)	Any Other (specify)				0.00	0.00		
(h-i)					0.00	0.00		
(h-ii)					0.00	0.00		
	Sub-Total (B)(1)	6	1272183	1272183	7.68	7.68		
B 2	Non-institutions							
(a)	Bodies Corporate	244	1244787	1243812	7.51	7.51	54301	4.36
(b)	Individuals				0.00	0.00		
i	Individuals -i. Individual shareholders holding nominal share capital up to Rs 1 lakh	9751	3434248	3088953	20.72	20.72	26527	0.77
ii	Individual shareholders holding nominal share capital in excess of Rs. 1 lakh.	55	1886167	1874917	11.38	11.38		
(c)	Any Other (specify)				0.00	0.00		
(c-i)	Clearing Member	67	45917	45917	0.28	0.28		
(c-ii)	Non Resident Indians (REPAT)	179	192995	192995	1.16	1.16		
(c-iii)	Non Resident Indians (NON REPAT)	39	115722	115722	0.70	0.70		
(c-iv)	Trusts	1	4442	4442	0.03	0.03		
	Sub-Total (B)(2)	10336	6924278	6566758	41.78	41.78	8150	17.75
(B)	Total Public Shareholding (B)= (B)(1)+(B)(2)	10342	8196461	7838941	49.45	49.45	88978	1.09
	TOTAL (A)+(B)	10386	16575000	16217480	100.00	100.00	88978	1.29
(C)	Shares held by Custodians and against which Depository Receipts have been issued							
1	Promoter and Promoter Group					0.00		#DIV/0!
2	Public					0.00		
	Sub-Total (C)	0	0	0	0	0	0	
	GRAND TOTAL (A)+(B)+(C)	10386	16575000	16217480		100.00	88978	0.54


Handwritten signature and illegible text.

Sr.No	Notes
1	NIL
2	
3	
4	
5	
6	
7	
8	
9	

(I)(b) Statement showing holding of Securities (including shares, warrants, convertible securities) of persons belonging to the category											
"Promoter and Promoter Group"											
Sr. No.	Name of the shareholder	Total shares held		Encumbered shares (*)			Details of Warrants		Details of Convertible Securities		Total shares (including underlying shares assuming full conversion of warrants and convertible securities) as a % of diluted share Capital
		Number of shares	As a % of grand total (A)+(B)+(C)	Number	As a percentage	As a % of grand total (A)+(B)+(C) of sub-clause (I)(a)	Number of warrants held	As a % total number of warrants of the same class	Number of convertible securities held	As a % total number of convertible securities of the same class	
(I)	(II)	(III)	(IV)	(V)	(VI)=(V)/(III)*100	(VII)	(VIII)	(IX)	(X)	(XI)	(XII)
1	Anand A Patel	1189000	7.17	NIL	N.A	N.A.					
2	Nayna Asit Patel	5000	0.03	NIL	N.A	N.A.					
3	Asit Patel	5000	0.03	NIL	N.A	N.A.					
4	Maulikkumar Manilal Patel	421705	2.54	NIL	N.A	N.A.					
5	Manilal Virchanddas Patel	202639	1.22	NIL	N.A	N.A.					
6	Manjulaben Rashmibhai Patel	200000	1.21	NIL	N.A	N.A.					
7	Rashmikant Haribhai Patel	170000	1.03	NIL	N.A	N.A.					
8	Janardan Jayantilal Raval	69000	0.42	NIL	N.A	N.A.					
9	Asit Anilkumar Patel HUF	2150528	12.97	NIL	N.A	N.A.					
10	Anilkumar Tribhovandas Patel	162724	0.98	NIL	N.A	N.A.					
11	Pravin Purshottamdas Patel	62500	0.38	NIL	N.A	N.A.					
12	Dhruv Ashokbhai Patel	58994	0.36	NIL	N.A	N.A.					
13	Rashmikant Haribhai Patel	123000	0.74	NIL	N.A	N.A.					
14	Shardaben Anilkumar Patel	56776	0.34	NIL	N.A	N.A.					
15	Parul Pravin Patel	11050	0.07	NIL	N.A	N.A.					
16	Sudhaben Janardan Raval	20700	0.12	NIL	N.A	N.A.					
17	Anu Asit Patel	94525	0.57	NIL	N.A	N.A.					
18	Arjun Asit Patel	94078	0.57	NIL	N.A	N.A.					
19	Amitkumar Janardanbhai Raval	31500	0.19	NIL	N.A	N.A.					
20	Pravin Purshottamdas Patel	6255	0.04	NIL	N.A	N.A.					
21	Ajitkumar Tribhovandas Patel HUF	225000	1.36	NIL	N.A	N.A.					
22	Arvindbhai Tribhovandas Patel HUF	14657	0.09	NIL	N.A	N.A.					
23	Ajitkumar Tribhovandas Patel	294761	1.78	NIL	N.A	N.A.					

(I)(b) Statement showing holding of Securities (including shares, warrants, convertible securities) of persons belonging to the category "Promoter and Promoter Group"											
Sr. No.	Name of the shareholder	Total shares held		Encumbered shares (*)			Details of Warrants		Details of Convertible Securities		Total shares (including underlying shares assuming full conversion of warrants and convertible securities) as a % of diluted share Capital
		Number of shares	As a % of grand total (A)+(B)+(C)	Number	As a percentage	As a % of grand total (A)+(B)+(C) of sub-clause (I)(a)	Number of warrants held	As a % total number of warrants of the same class	Number of convertible securities held	As a % total number of convertible securities of the same class	
(I)	(II)	(III)	(IV)	(V)	(VI)=(V)/(III)*100	(VII)	(VIII)	(IX)	(X)	(XI)	(XII)
24	Kapilaben Ashokbhai Patel	10980	0.07	NIL	N.A	N.A.					
25	Roy Asit Patel	86523	0.52	NIL	N.A	N.A.					
26	Aryan Anand Patel	35200	0.21	NIL	N.A	N.A.					
27	Manankumar Manibhai Patel	444933	2.68	NIL	N.A	N.A.					
28	Apollo Infratech Private Ltd	921401	5.56	NIL	N.A	N.A.					
29	Mitul Ajitkumar Patel	220000	1.35	NIL	N.A	N.A.					
30	Swati Ajitkumar Patel	100000	0.60	NIL	N.A	N.A.					
31	Maniben Manilal Patel	25650	0.15	NIL	N.A	N.A.					
32	Kailashben Manibhai Patel	24525	0.15	NIL	N.A	N.A.					
33	Sonali Anand Patel	4900	0.03	NIL	N.A	N.A.					
34	Arnav Anand Patel	600	0.00	NIL	N.A	N.A.					
35	Ashokkumar Tribhovandas Patel	75693	0.46	NIL	N.A	N.A.					
FOREIGN INDIVIDUAL PROMOTORS AND SHAREHOLDERS											
1	Somabhai H.Patel	526826	3.18	NIL	N.A	N.A.					
2	Maganbhai H Patel	231916	1.40	NIL	N.A	N.A.					
TOTAL		8378539	50.55	0	0.00	0.00					0.00
(*) The term "encumbrance" has the same meaning as assigned to it in regulation 28(3) of the SAST Regulations, 2011.											

FOR, COMPANY SECRETARIES


 COMPANY SECRETARY


(I)(c)(i) Statement showing holding of securities (including shares, warrants, convertible securities) of persons belonging to the category								
"Public" and holding more than 1% of the total number of shares								
Sr. No.	Name of the shareholder	Number of shares	Shares as a percentage of total number of shares {i.e., Grand Total (A)+(B)+(C) indicated in Statement at para (I)(a) above}	Details of warrants		Details of convertible securities		Total shares (including underlying shares assuming full conversion of warrants and convertible securities) as a % of diluted share capital
				Number of warrants held	As a % total number of warrants of the same class	Number of convertible securities held	% w.r.t total number of convertible securities of the same class	
1	ICICI Prudential Dynamic Plan	780975	4.71					
2	Reliance Capital Trustee Co. Ltd Reliance Small Cap Fund	323400	1.95					
3	Roadtech Equipments Pvt. Ltd.	534000	3.22					
4	Bishal More	208608	1.26					
5	Sunrise Stock Broking Private Limited	206535	1.25					
6	Kirit Kumar Natvarlal Raval	190407	1.15					
TOTAL		2243925	13.54					

FOR OFFICE USE ONLY

[Handwritten Signature]
 17/07/2017

(I)(c)(ii) Statement showing holding of securities (including shares, warrants, convertible securities) of persons (together with PAC) belonging to the category								
“Public” and holding more than 5% of the total number of shares of the Company								
Sr. No.	Name(s) of the shareholder(s) and the Persons Acting in Concert (PAC) with them	Number of shares	Shares as a percentage of total number of shares {i.e., Grand Total (A)+(B)+(C) indicated in Statement at para (I)(a) above}	Details of warrants		Details of convertible securities		Total shares (including underlying shares assuming full conversion of warrants and convertible securities) as a % of diluted share capital
				Number of warrants held	As a % total number of warrants of the same class	Number of convertible securities held	% w.r.t total number of convertible securities of the same class	
			0.00					
TOTAL		0	0.00					

PKS, SINGH & CO. CHARTERED ACCOUNTANTS LIMITED


 COMPANY SECRETARY

(I)(d) Statement showing details of locked-in shares				
Sr. No.	Name of the shareholder	Number of locked-in shares	Locked-in shares as a percentage of total number of shares {i.e., Grand Total (A)+(B)+(C) indicated in Statement at para (I)(a) above}	Promoter/Promoter Group/Public
1			0.00	
2			0.00	0.00
3			0.00	0.00
4			0.00	0.00
5			0.00	0.00
6			0.00	0.00
7			0.00	0.00
8			0.00	0.00
9			0.00	0.00
TOTAL		0	0.00	0.00

FOR, WIND-8 HOLDINGS LIMITED


 COMPANY SECRETARY

(II)(a) Statement showing details of Depository Receipts (DRs)				
Sr. No.	Type of outstanding DR (ADRs, GDRs, SDRs, etc.)	Number of outstanding DRs	Number of shares underlying outstanding DRs	Shares underlying outstanding DRs as a percentage of total number of shares {i.e., Grand Total (A)+(B)+(C) indicated in Statement at para (I)(a) above}
1				0.00
2				0.00
3				0.00
4				0.00
5				0.00
6				0.00
7				0.00
8				0.00
9				0.00
TOTAL		0	0	0.00

(II)(b) Statement showing holding of Depository Receipts (DRs), where underlying shares held by "promoter/promoter group" are in excess of 1% of the total number of shares				
Sr. No.	Name of the DR Holder	Type of outstanding DR (ADRs, GDRs, SDRs, etc.)	Number of shares underlying outstanding DRs	Shares underlying outstanding DRs as a percentage of total number of shares {i.e., Grand Total (A)+(B)+(C) indicated in Statement at para (I)(a) above}
1				0.00
2				0.00
3				0.00
4				0.00
5				0.00
6				0.00
7				0.00
8				0.00
9				#REF!
TOTAL			0	0.00

PKS GLOBAL / PAKISTAN SECURITIES LIMITED


 COMPANY SECRETARY