

GUJARAT APOLLO INDUSTRIES LIMITED

"Parishram", Cellar, 5-B, Rashmi Society, Near Mithakhali Circle, Navrangpura, Ahmedabad - 380 009. Gujarat, India
Tel. +91-79-2644 4597/98, 2656 4705 • www.apollo.co.in

6th June, 2015

Dy. General Manager BSE Limited Corporate Relation Department, P.J. Towers, Dalal Street, Fort, Mumbai – 400 001	The Manager National Stock Exchange of India Limited Exchange Plaza, Bandra Kurla Complex, Bandra (E), Mumbai – 400 051
Scrip ID: GUJAPOIND; Scrip Code: 522217	Scrip Symbol: GUJAPOLLO

Dear Sir/Madam,

Sub: Submission of Shareholding Pattern for Quarter Ended 30th June, 2015

With reference to the captioned subject, please find attached herewith the Shareholding Pattern for the quarter ended 30th June, 2015, under Clause 35 of the Listing Agreement.

Kindly accept this letter in compliance with the requirements of the Listing Agreement. We request you to disseminate this information to the public.

Thanking You.

Yours faithfully,
For **GUJARAT APOLLO INDUSTRIES LIMITED**


CS Neha Chikani Shah
Company Secretary

Introductory sub-table (I)(a)			
Name of the Company: GUJARAT APOLLO INDUSTRIES LIMITED			
Scrip Code, Name of the scrip, class of security: BSE : 522217 NSE : GUJAPOLLO; Name of the scrip : -----; class of security : EQUITY			
Quarter ended: 30th June, 2015			
Partly paid-up shares:-	No. of partly paid-up shares	As a % of total no. of partly paid-up shares	As a % of total no. of shares of the company
Held by promoter/promoter group	0	0	0
Held by public	0	0	0
Total - D	0	0	0
Outstanding convertible securities:-	No. of outstanding securities	As a % of total no. of outstanding convertible securities	As a % of total no. of shares of the company, assuming full conversion of the convertible securities
Held by promoter/promoter group	0	0	0
Held by public	0	0	0
Total - E	0	0	0
Warrants:-	No. of warrants	As a % of total no. of warrants	As a % of total no. of shares of the company, assuming full conversion of warrants
Held by promoter/promoter group	0	0	0
Held by public	0	0	0
Total - F	0	0	0
Total paid-up capital of the company, assuming full conversion of warrants and convertible securities (Grand Total (A+B+C)+ D+E+F)	15155327	0	0

FOR, GUJARAT APOLLO INDUSTRIES LIMITED


 COMPANY SECRETARY

Statement Showing Shareholding Pattern


Category code	Category of Shareholder	Number of Shareholders	Table (I)(a)				Shares Pledged or otherwise encumbered	
			Total number of shares	Number of shares held in dematerialized form	Total shareholding as a percentage of total number of shares		Number of shares	As a percentage (IX)=(VIII)/(IV)*100
					As a percentage of(A+B) ¹	As a percentage of (A+B+C)		
(I)	(II)	(III)	(IV)	(V)	(VI)	(VII)	(VIII)	
(A)	Shareholding of Promoter and Promoter Group ²							
1	Indian							
(a)	Individuals/ Hindu Undivided Family	30	7307374	7307374	48.22	48.22	0.00	
(b)	Central Government/ State Government(s)				0.00	0.00	#DIV/0!	
(c)	Bodies Corporate	0	0	0	0.00	0.00	#DIV/0!	
(d)	Financial Institutions/ Banks				0.00	0.00	#DIV/0!	
(e)	Any Others(Specify)				0.00	0.00	#DIV/0!	
(e-i)					0.00	0.00	#DIV/0!	
(e-ii)					0.00	0.00	#DIV/0!	
	Sub Total(A)(1)	30	7307374	7307374	48.22	48.22	0.00	
2	Foreign							
a	Individuals (Non-Residents Individuals/ Foreign Individuals)	2	769918	769918	5.08	5.08	0.00	
b	Bodies Corporate				0.00	0.00	#DIV/0!	
c	Institutions				0.00	0.00	#DIV/0!	
d	Any Others(Specify)				0.00	0.00	#DIV/0!	
d-i					0.00	0.00	#DIV/0!	
d-ii					0.00	0.00	#DIV/0!	
	Sub Total(A)(2)	2	769918	769918	5.08	5.08	0.00	
	Total Shareholding of Promoter and Promoter	32	8077292	8077292	53.30	53.30	0.00	
(B)	Public shareholding							
1	Institutions							
(a)	Mutual Funds/ UTI				0.00	0.00		
(b)	Financial Institutions / Banks	2	6187	6187	0.04	0.04	0.00	
(c)	Central Government/ State Government(s)				0.00	0.00		
(d)	Venture Capital Funds				0.00	0.00		
(e)	Insurance Companies				0.00	0.00		
(f)	Foreign Institutional Investors	0	0	0	0.00	0.00		
(g)	Foreign Venture Capital Investors				0.00	0.00		
(h)	Any Other (specify)				0.00	0.00		
(h-i)					0.00	0.00		
(h-ii)					0.00	0.00		
	Sub-Total (B)(1)	2	6187	6187	0.04	0.04	0.00	
B 2	Non-institutions							
(a)	Bodies Corporate	173	1673503	1672528	11.04	11.04	2200	
(b)	Individuals				0.00	0.00		
I	Individuals -i. Individual shareholders holding nominal share capital up to Rs 1 lakh	8501	2848136	2523558	18.79	18.79	11207	
II	ii. Individual shareholders holding nominal share capital in excess of Rs. 1 lakh	51	2069944	2058694	13.66	13.66	0	
	Foreign Portfolio Investor (Corporate)	1	100000	100000	0.66	0.66		
(c)	Any Other (specify)				0.00	0.00		
(c-i)	Clearing Member	51	21343	21343	0.14	0.14	47	
(c-ii)	Non Resident Indians (REPAT)	160	222812	222812	1.47	1.47		
(c-iii)	Non Resident Indians (NON REPAT)	49	131668	131668	0.87	0.87		
(c-iv)	Trusts	1	4442	4442	0.03	0.03		
	Sub-Total (B)(2)	8987	7071848	6735045	46.66	46.66	13454	
(B)	Total Public Shareholding (B)=(B)(1)+(B)(2)	8989	7078035	6741232	46.70	46.70	13454	
	TOTAL (A)+(B)	9021	15155327	14818524	100.00	100.00	13454	
(C)	Shares held by Custodians and against which Depository Receipts have been issued							
1	Promoter and Promoter Group					0.00	#DIV/0!	
2	Public					0.00		
	Sub-Total (C.)	0	0	0	0	0	0	
	GRAND TOTAL (A)+(B)+(C)	9021	15155327	14818524		100.00	13454	

FOR GUARANTEE POLLO INDIAN LIMITED

COMPANY SECRETARY

Sr.No	Notes
1	Total number of promoters (32 nos) are shown on the individual basis, though it may differ as per RTA (37 nos) due to multiple demat accounts.
2	
3	
4	
5	
6	
7	
8	
9	

FOR, GUJARAT APOLLO INDUSTRIES LIMITED


 COMPANY SECRETARY

(I)(b) Statement showing holding of Securities (including shares, warrants, convertible securities) of persons belonging to the category "Promoter and Promoter Group"												
Sr. No.	Name of the shareholder	PAN of Shareholder	Total shares held		Encumbered shares (*)			Details of Warrants		Details of Convertible Securities		Total shares (including underlying shares assuming full conversion of warrants and convertible securities) as a % of diluted share Capital
			Number of shares	As a % of grand total (A)+(B)+(C)	Number	As a percentage	As a % of grand total (A)+(B)+(C) of sub-clause (I)(a)	Number of warrants held	As a % total number of warrants of the same class	Number of convertible securities held	As a % total convertible securities of the same class	
(I)	(II)	(III)	(IV)	(V)	(VI)	(VII)=(VI)/(IV)*100	(VIII)	(IX)	(X)	(XI)	(XII)	(XIII)
1	Anand A Patel	AFSPP1260Q	1409000	9.30	NIL	N.A.	N.A.					
2	Nayna Asit Patel	APJPP8244F	27100	0.18	NIL	N.A.	N.A.					
3	Asit Patel	ABBPP2987K	5000	0.03	NIL	N.A.	N.A.					
4	Maulikkumar Manilal Patel	ABXPP3020D	421705	2.78	NIL	N.A.	N.A.					
5	Manilal Virchanddas Patel	AHKPP8276C	202639	1.34	NIL	N.A.	N.A.					
6	Manjulaben Rashmibhai Patel	ABXPP3065A	200000	1.32	NIL	N.A.	N.A.					
7	Janardan Jayantilal Raval	AAYP6158C	69000	0.46	NIL	N.A.	N.A.					
8	Asit Anilkumar Patel HUF	AALHA7960C	2250528	14.85	NIL	N.A.	N.A.					
9	Anilkumar Tribhovandas Patel	AFSPP1262N	684125	4.51	NIL	N.A.	N.A.					
10	Pravin Purshottamdas Patel	AASPP2711K	62500	0.41	NIL	N.A.	N.A.					
11	Dhruv Ashokbhai Patel	AGMPP0105F	145667	0.96	NIL	N.A.	N.A.					
12	Rashmikant Haribhai Patel	ABXPP3064B	100	0.00	NIL	N.A.	N.A.					
13	Shardaben Anilkumar Patel	AENPP0763J	156776	1.03	NIL	N.A.	N.A.					
14	Parul Pravin Patel	AJFPP6332E	11050	0.07	NIL	N.A.	N.A.					
15	Sudhaben Janardan Raval	AAWPR4339K	20700	0.14	NIL	N.A.	N.A.					
16	Anu Asit Patel	AQXPP2107N	94525	0.62	NIL	N.A.	N.A.					
17	Arjun Asit Patel	AQXPP2265K	94078	0.62	NIL	N.A.	N.A.					
18	Amitkumar Janardanbhai Raval	AAWPR4363H	31500	0.21	NIL	N.A.	N.A.					
19	Pravin Purshottamdas Patel	AASPP2711K	6255	0.04	NIL	N.A.	N.A.					
20	Anilkumar Tribhovandas Patel HUF	AABHP6897H	419761	2.77	NIL	N.A.	N.A.					
21	Arvindbhai Tribhovandas Patel HUF	AAHHP2223F	14657	0.10	NIL	N.A.	N.A.					
22	Roy Asit Patel	AQXPP2105Q	105000	0.69	NIL	N.A.	N.A.					
23	Aryan Anand Patel	AVYPP8134B	35200	0.23	NIL	N.A.	N.A.					
24	Manankumar Manibhai Patel	ABXPP3019N	444933	2.94	NIL	N.A.	N.A.					
25	Maniben Manilal Patel	AHKPP6165E	25650	0.17	NIL	N.A.	N.A.					
26	Kailashben Manibhai Patel	ABXPP2966Q	24525	0.16	NIL	N.A.	N.A.					
27	Sonali Anand Patel	AAWPP1154E	4900	0.03	NIL	N.A.	N.A.					
28	Arnav Anand Patel	AWGPP3637C	600	0.00	NIL	N.A.	N.A.					
29	Parth Rashmikant Patel	AWGPP1464K	169900	1.12								
30	Rashmikant Haribhai Patel HUF	AAJHR4308H	170000	1.12	NIL	N.A.	N.A.					
FOREIGN INDIVIDUAL PROMOTORS AND SHAREHOLDERS												
1	Somabhai H.Patel	APVPP8324A	538002	3.55	NIL	N.A.	N.A.					
2	Maganbhai H Patel	ACIPP6238P	231916	1.53	NIL	N.A.	N.A.					
TOTAL			8077292	53.30	0	0.00	0.00					0.00
(*) The term "encumbrance" has the same meaning as assigned to it in regulation 28(3) of the SAST Regulations, 2011.												

FOR GUARANTEE POLLO

COMPANY SECRETARY

(D)(c)(i) Statement showing holding of securities (including shares, warrants, convertible securities) of persons belonging to the category "Public" and holding more than 1% of the total number of shares								
Sr. No.	Name of the shareholder	Number of shares	Shares as a percentage of total number of shares (i.e., Grand Total (A)+(B)+(C) indicated in Statement at para (IX)(a) above)	Details of warrants		Details of convertible securities		Total shares (including underlying shares assuming full conversion of warrants and convertible securities) as a % of diluted share capital
				Number of warrants held	As a % total number of warrants of the same class	Number of convertible securities held	% w.r.t total number of convertible securities of the same class	
1	Kritanwar Natvarlal Raval	194362	1.28					
2	Roadiesh Equipments Pvt. Ltd.	534000	3.52					
3	Sunil Poonamchand Saraf	310000	2.05					
3	Omkarshwar Mines & Minerals Pvt Ltd	263000	1.74					
4	Kandham Intertrade Private Limited	237500	1.57					
TOTAL		1538862	10.15					

FOR, GUNPAT APOLLO INDUSTRIES LIMITED

COMPANY SECRETARY


(I)(c)(ii) Statement showing holding of securities (including shares, warrants, convertible securities) of persons (together with PAC) belonging to the category "Public" and holding more than 5% of the total number of shares of the Company								
Sr. No.	Name(s) of the shareholder(s) and the Persons Acting in Concert (PAC) with them	Number of shares	Shares as a percentage of total number of shares {i.e., Grand Total (A)+(B)+(C) indicated in Statement at para (I)(a) above}	Details of warrants		Details of convertible securities		Total shares (including underlying shares assuming full conversion of warrants and convertible securities) as a % of diluted share capital
				Number of warrants held	As a % total number of warrants of the same class	Number of convertible securities held	% w.r.t total number of convertible securities of the same class	
			0.00					
TOTAL		0	0.00					

FOR, GUJARAT APOLLO INDUSTRIES LIMITED


 COMPANY SECRETARY


(D)(d) Statement showing details of locked-in shares				
Sr. No.	Name of the shareholder	Number of locked-in shares	Locked-in shares as a percentage of total number of shares {i.e., Grand Total (A)+(B)+(C) indicated in Statement at para (I)(a) above}	Promoter/Promoter Group/Public
1			0.00	
2			0.00	0.00
3			0.00	0.00
4			0.00	0.00
5			0.00	0.00
6			0.00	0.00
7			0.00	0.00
8			0.00	0.00
9			0.00	0.00
TOTAL		0	0.00	0.00

FOR, GUJARAT APOLLO INDUSTRIES LIMITED


COMPANY SECRETARY


(II)(a) Statement showing details of Depository Receipts (DRs)				
Sr. No.	Type of outstanding DR (ADRs, GDRs, SDRs, etc.)	Number of outstanding DRs	Number of shares underlying outstanding DRs	Shares underlying outstanding DRs as a percentage of total number of shares {i.e., Grand Total (A)+(B)+(C) indicated in Statement at para (I)(a) above}
1				0.00
2				0.00
3				0.00
4				0.00
5				0.00
6				0.00
7				0.00
8				0.00
9				0.00
TOTAL		0	0	0.00

FOR, GUJARAT APOLLO INDUSTRIES LIMITED


COMPANY SECRETARY

(II)(b) Statement showing holding of Depository Receipts (DRs), where underlying shares held by "promoter/promoter group" are in excess of 1% of the total number of shares				
Sr. No.	Name of the DR Holder	Type of outstanding DR (ADRs, GDRs, SDRs, etc.)	Number of shares underlying outstanding DRs	Shares underlying outstanding DRs as a percentage of total number of shares {i.e., Grand Total (A)+(B)+(C) indicated in Statement at para (I)(a) above}
1				0.00
2				0.00
3				0.00
4				0.00
5				0.00
6				0.00
7				0.00
8				0.00
9				#REF!
TOTAL			0	0.00

FOR, GUJARAT APOLLO INDUSTRIES LIMITED


 COMPANY SECRETARY