

Introductory sub-table (I)(a)			
Name of the Company: GUJARAT APOLLO INDUSTRIES LIMITED			
Scrip Code : BSE : 522217 NSE : GUJAPOLLO; Name of the scrip : -----; class of security : EQUITY			
Quarter ended: 31st March, 2011			
Partly paid-up shares:-	No. of partly paid-up shares	As a % of total no. of partly paid-up shares	As a % of total no. of shares of the company
Held by promoter/promoter group	0	0	0
Held by public	0	0	0
Total - D	0	0	0
Outstanding convertible securities:-	No. of outstanding securities	As a % of total no. of outstanding convertible securities	As a % of total no. of shares of the company, assuming full conversion of the convertible securities
Held by promoter/promoter group	0	0	0
Held by public	0	0	0
Total - E	0	0	0
Warrants:-	No. of warrants	As a % of total no. of warrants	As a % of total no. of shares of the company, assuming full conversion of warrants
Held by promoter/promoter group	0	0	0
Held by public	0	0	0
Total - F	0	0	0
Total paid-up capital of the company, assuming full conversion of warrants and convertible securities (Grand Total (A+B+C)+ D+E+F)	16575000		100

For Gujarat Apollo Industries Ltd.


Suresh S. Shah
 Company Secretary

Statement Showing Shareholding Pattern								
Table (I)(a)								
Category Code	Category of Shareholder	No. of Shareholders	Total No. of Shares	Total No. of Shares held in Dematerialized Form	Total Shareholding as a % of total No. of Shares	Shares pledged or otherwise encumbered		
(I)	(II)	(III)	(IV)	(V)	As a % of (A+B) (VI)	As a % of (A+B+C) (VII)	Number of shares (VIII)	As a Percentage (IX)= (VIII)/(IV)*100
Shareholding of Promoter and Promoter Group								
(A)	1 Indian							
(a)	Individuals / Hindu Undivided Family	45	6,592,070	6,529,570	39.77	39.39		0.00
(b)	Central Government/State Government(s)	0	0	0	0.00	0.00		
(c)	Bodies Corporate	1	921,401	921,401	5.56	5.56		
(d)	Financial Institutions/Banks	0	0	0	0.00	0.00		
(e)	Any Other (Specify)							
(e-i)		0	0	0	0.00	0.00		
(e-ii)		0	0	0	0.00	0.00		
	Sub Total (A)(1)	46	7,513,471	7,450,971	45.33	44.95	0	0.00
2 Foreign								
a	Individuals (Non resident Indians/ Foreign Individuals)	6	480,339	480,339	2.90	2.90		
b	Bodies Corporate	0	0.00	0	0.00	0.00		
c	Institutions	0	0.00	0	0.00	0.00		
d	Any Others (Specify)							
d-i		0	0.00	0	0.00	0.00		
d-ii		0	0.00	0	0.00	0.00		
	Sub Total (A)(2)	6	480,339	480,339	2.90	2.90	0	0.00
	Total shareholding of Promoter and Promoter Group (A)	52	7,993,810	7,931,310	48.23	47.85	0	0.00
(B)	Public Shareholding							
1 Institutions								
(a)	Mutual Funds / UTI	11	1,599,562	1,599,562	9.65	9.65	0	0.00
(b)	Financial Institutions / Banks	2	787	787	0.00	0.00	0	0.00
(c)	Central Government/State Government(s)	0	0	0	0.00	0.00		
(d)	Venture Capital Funds	0	0	0	0.00	0.00		
(e)	Insurance Companies							
(f)	Foreign Institutional Investors	4	344,638	344,638	2.08	2.08	0	0.00
(g)	Foreign Venture Capital Investors	0	0	0	0.00	0.00		
(h)	Any Others (Specify)							
(h-i)		0	0	0	0.00	0.00		
(h-ii)		0	0	0	0.00	0.00		
	Sub Total (B)(1)	17	1,944,987	1,944,987	11.73	11.73	0	0.00
2 Non-Institutions								
(a)	Bodies Corporate	291	1,225,459	1,224,484	7.39	7.39	0	0.00
(b)	Individuals							
I	Individual shareholders holding nominal share capital up to Rs. 1 lakh	10,693	3,742,429	3,346,419	22.58	20.19	0	0.00
II	Individual shareholders holding nominal share capital in excess of Rs. 1 lakh	50	1,312,526	1,301,276	7.92	7.85	0	0.00
(c)	Any Others (Specify)							
(c-i)	Clearing Member	82	78,658	78,658	0.47	0.47		0.00
(c-ii)	Non Resident Indians (REPAT)	222	233,121	233,121	1.41	1.41	0	0.00
(c-iv)	Non Resident Indians (NON REPAT)	42	38865	38865	0.23	0.23	0	0.00
(c-iii)	Trust & Foundation	2	5145	5145	0.03	0.03	0	0.00
	Sub Total (B)(2)	11,382	6,636,203	6,227,968	40.04	37.57	0	0.00
	Total Public shareholding (B)=(B)(1)+(B)(2)	11,399	8,581,190	8,172,955	51.77	49.31	0	0.00
	Total (A)+(B)	11,451	16,575,000	16,104,265	100.00	100.00	0	0.00
(C)	Shares held by Custodians and against which Depository Receipts have been issued							
1	Promoter and Promoter Group	0	0	0	0	0	0	0
2	Public	0	0	0	0	0	0	0
	Sub Total (C)	0	0	0	0	0	0	0
	Total (A)+(B)+(C)	11,451	16,575,000	16,104,265	100	100.00	0	0.00

For Gujarat Apollo Industries Ltd.


Suresh S. Shah
Company Secretary

(I)(b) Statement showing Shareholding of persons belonging to the category "Promoter and Promoter Group"						
Sr. No.	Name of the Shareholder	Total Shares held		Shares pledged or otherwise encumbered		
		Number of Shares	As a % of grand total (A)+(B)+(C)	Number	% of Total shares held	As a % of grand total (A)+(B)+(C) of sub-clause (I)(a)
(I)	(II)	(III)	(IV)	(V)	(VI)=(V)/(III)*100	(VII)
1	Anand A Patel	1189000	7.17	NIL	N.A	N.A.
2	Nayna Asit Patel	695613	4.20	NIL	N.A	N.A.
3	Asit Patel	1452145	8.76	NIL	N.A	N.A.
4	Maulikkumar Manilal Patel	421705	2.54	NIL	N.A	N.A.
5	Manilal Virchanddas Patel	202639	1.22	NIL	N.A	N.A.
6	Manjulaben Rashmibhai Patel	191475	1.16	NIL	N.A	N.A.
7	Rashmikant Haribhai Patel	169260	1.02	NIL	N.A	N.A.
8	Janardan Jayantilal Raval	69000	0.42	NIL	N.A	N.A.
9	Anilkumar T. Patel	40000	0.24	NIL	N.A	N.A.
10	Anilkumar Tribhovandas Patel	122724	0.74	NIL	N.A	N.A.
11	Pravin Purshottamdas Patel	40500	0.24	NIL	N.A	N.A.
12	Dhruv Ashokbhai Patel	43541	0.26	NIL	N.A	N.A.
13	Rashmikant Haribhai Patel	107700	0.65	NIL	N.A	N.A.
14	Shardaben Anilkumar Patel	55651	0.34	NIL	N.A	N.A.
15	Parul Pravin Patel	11050	0.07	NIL	N.A	N.A.
16	Sudhaben Janardan Raval	20700	0.12	NIL	N.A	N.A.
17	Anu Asit Patel	89525	0.54	NIL	N.A	N.A.
18	Arjun Asit Patel	89078	0.54	NIL	N.A	N.A.
19	Amitkumar Janardanbhai Raval	31500	0.19	NIL	N.A	N.A.
20	Hiraben Purshottamdas Patel	48375	0.29	NIL	N.A	N.A.
21	Ramanlal Gosain	8598	0.05	NIL	N.A	N.A.
22	Pravin Purshottamdas Patel	6255	0.04	NIL	N.A	N.A.
23	Ajtkumar Tribhivandas Patel HUF	225000	1.36	NIL	N.A	N.A.
24	Arvindbhai Tribhovandas Patel HUF	6600	0.04	NIL	N.A	N.A.
25	Ajtkumar Tribhivandas Patel	236761	1.43	NIL	N.A	N.A.
26	Ajtkumar Tribhivandas Patel	40000	0.24	NIL	N.A	N.A.
27	Kapilaben Ashokbhai Patel	790	0.00	NIL	N.A	N.A.
28	Roy Asit Patel	65360	0.39	NIL	N.A	N.A.
29	Aryan Anand Patel	35200	0.21	NIL	N.A	N.A.
30	Manankumar Manibhai Patel	204933	1.24	NIL	N.A	N.A.
31	Manankumar Manibhai Patel	240000	1.45	NIL	N.A	N.A.
32	Damayantiben Navnibhai Vasani	15000	0.09	NIL	N.A	N.A.
33	Apollo Infratech Private Ltd	921401	5.56	NIL	N.A	N.A.
34	Babubhai V Patel	22500	0.14	NIL	N.A	N.A.
35	Meghna Ramanlal Gosain	4500	0.03	NIL	N.A	N.A.
36	Birendra Ramanlal Gosain	3750	0.02	NIL	N.A	N.A.
37	Birendra Ramanlal Gosain	1685	0.009	NIL	N.A	N.A.
38	Anita Ramanlal Gosain	967	0.006	NIL	N.A	N.A.
39	Patel Mitul Ajtkumar	120000	0.72	NIL	N.A	N.A.
40	Mitul A. Patel	100000	0.60	NIL	N.A	N.A.
41	Dr.Naranbhai trikamdas Patel	7500	0.05	NIL	N.A	N.A.
42	Swati Ajtkumar Patel	100000	0.60	NIL	N.A	N.A.
43	Maniben Manilal Patel	25650	0.15	NIL	N.A	N.A.
44	Kailashben Manibhai Patel	24525	0.15	NIL	N.A	N.A.
45	Sonali A. Patel	4715	0.03	NIL	N.A	N.A.
46	Arnav Anand Patel	600	0.003	NIL	N.A	N.A.
FOREIGN INDIVIDUAL PROMOTORS AND SHAREHOLDERS						
1	Somabhai H.Patel	353900	2.14	NIL	N.A	N.A.
2	Maganbhai H Patel	112762	0.68	NIL	N.A	N.A.
3	Somabhai H.Patel	4650	0.03	NIL	N.A	N.A.
4	Maganbhai H.Patel	2934	0.02	NIL	N.A	N.A.
5	Somabhai H.Patel	1800	0.01	NIL	N.A	N.A.
6	Maganbhai H.Patel	4293	0.03	NIL	N.A	N.A.
Total		7993810	48.23	0	0.00	

For Gujarat Apollo Industries Ltd.

Suresh S. Shah
 Company Secretary


(l)(c) **Statement showing Shareholding of persons belonging to the category "Public" and holding more than 1% of the total number of shares**

Sr. No.	Name of the Shareholder	No. of Shares	Shares as % of Total No. of Shares{i.e., Grand Total (A)+(B)+(C) indicated in Statement at para (l)(a) above}
1	Birla Sun Life Trustee Company Pvt. Ltd.Birla SunLife Long Term Advantage Fund	277867	1.68
2	ICICI Prudential Fusion Fund	449001	2.71
3	ICICI Prudential Child Care Plan - Gift Plan	228700	1.38
4	India Optima Fund	198487	1.20
5	Reliance Capital Trustee Co. Ltd Reliance Small Cap Fund	312986	1.89
6	ICICI Prudential Emerging Star (Stock targeted at Returns) Fund	178000	1.07
7	IDBI Federal Life Insurance Company Limited	171356	1.03
Total		1816397	10.96


For Gujarat Apollo Industries Ltd.

Suresh S. Shah
Company Secretary

(II)(b) Statement showing Holding of Depository Receipts (DRs), where underlying shares are in excess of 1% of the total number of shares

Sr. No.	Name of the DR Holder	Type of outstanding DR (ADRs, GDRs, SDRs, etc.)	Number of shares underlying outstanding DRs	Shares underlying outstanding DRs as a percentage of total number of shares {i.e., Grand Total (A)+(B)+(C) indicated in Statement at para (I)(a) above}
				0.00
				0.00
				0.00
				0.00
				0.00
				0.00
				0.00
				0.00
				0.00
				0.00
				0.00
				0.00

For Gujarat Apollo Industries Ltd.

Suresh S. Shah
 Company Secretary

Sr.No	Notes
1	
2	
3	
4	
5	
6	
7	
8	
9	

For Gujarat Apollo Industries Ltd.

Suresh S. Shah
Company Secretary